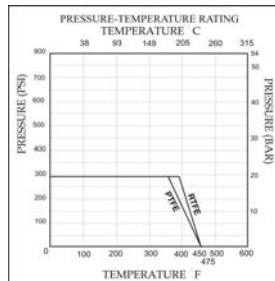
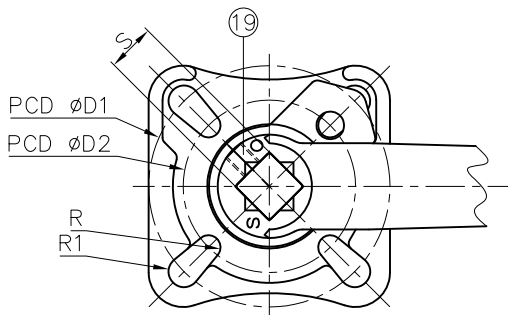
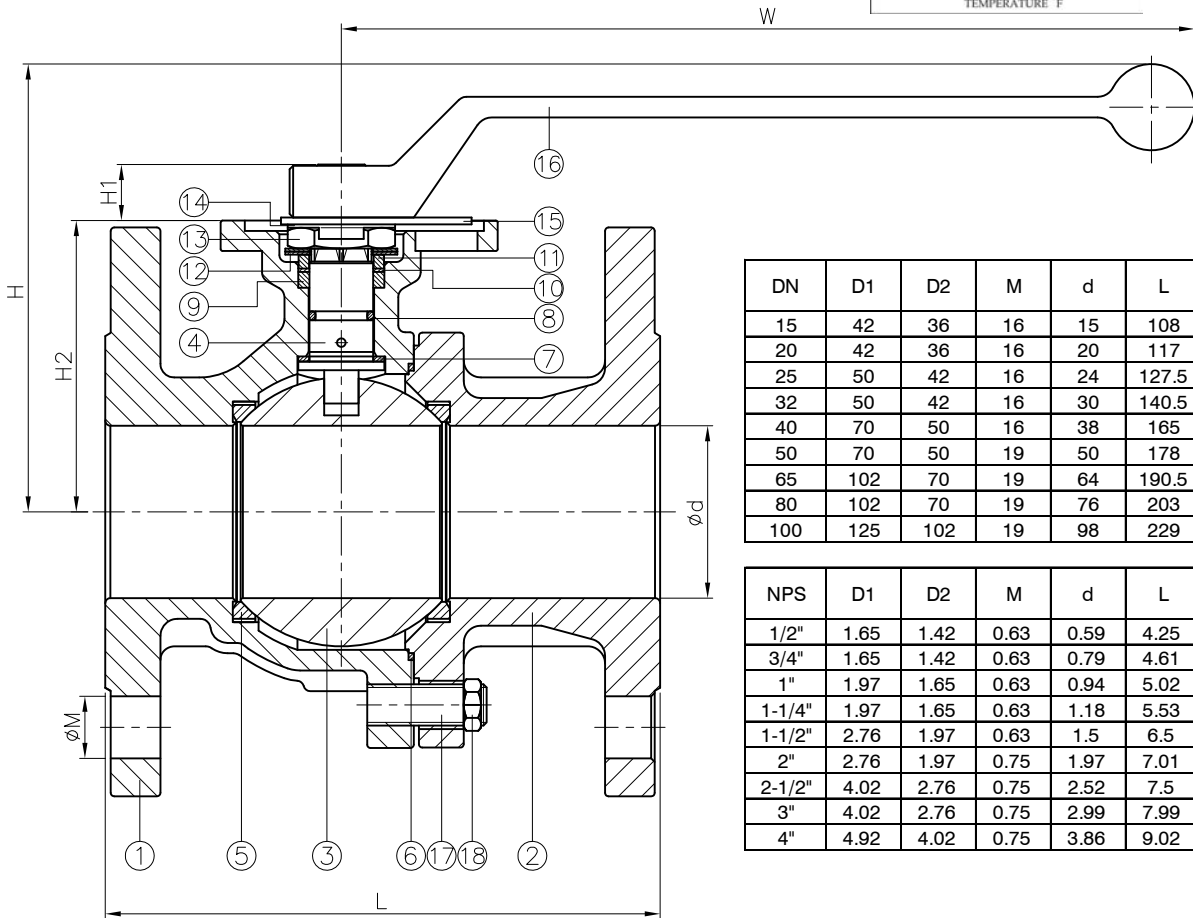


API 607 Fire Safe Approved



ITEM	PARTS	MATERIAL	
1	BODY	ASTM A351-CF8M	ASTM A216-WCB
2	CAP		
3	BALL	ASTM A351-CF8M	
4	STEM	ASTM A276-316	
5	SEAT	PTFE / RTFE	
6	BODY SEAL	GRAPHITE	
7	THRUST WASHER	CTFE	
8	O-RING	VITON	
9	PACKING A	GRAPHITE	
10	PACKING B	CTFE	
11	GLAND RING	AISI 304	
12	BELLEVILLE WASHER	AISI 301	
13	NUT	AISI 304	
14	LOCK WASHER		
15	STOPPER		
16	HANDLE		
17	STUD		
18	NUT		
19	SOCKET SET SCREW		



DN	D1	D2	M	d	L	H	H1	H2	W	R	R1	S	Torque(N-M)		Weight (kg)
													Breakaway	Action	
15	42	36	16	15	108	85	8.5	50.5	190	2.75	2.75	9	5.2	3	1.7
20	42	36	16	20	117	89.5	8.5	55	190	2.75	2.75	9	8	4.7	2.1
25	50	42	16	24	127.5	94.2	10.5	59	190	2.75	3.5	11	12.5	9	3.2
32	50	42	16	30	140.5	97.9	10.5	62	190	2.75	3.5	11	12	8.5	3.7
40	70	50	16	38	165	120.9	14	76	235	3.5	4.5	14	24.5	18	6
50	70	50	19	50	178	129.9	14	84.5	235	3.5	4.5	14	32	23	8
65	102	70	19	64	190.5	156.3	17	104.5	325	4.5	5.5	17	38	27	14.5
80	102	70	19	76	203	163.3	17	111.5	325	4.5	5.5	17	45	30	18.2
100	125	102	19	98	229	190.9	23	135.5	325	5.5	6.5	22	55	37	29

NPS	D1	D2	M	d	L	H	H1	H2	W	R	R1	S	Torque(in-lb)		Weight (lb)
													Breakaway	Action	
1/2"	1.65	1.42	0.63	0.59	4.25	3.35	0.33	1.99	7.48	0.11	0.11	0.35	46	26.6	3.7
3/4"	1.65	1.42	0.63	0.79	4.61	3.52	0.33	2.17	7.48	0.11	0.11	0.35	70.8	41.6	4.6
1"	1.97	1.65	0.63	0.94	5.02	3.71	0.41	2.32	7.48	0.11	0.14	0.43	110.6	79.7	7.1
1-1/4"	1.97	1.65	0.63	1.18	5.53	3.85	0.41	2.44	7.48	0.11	0.14	0.43	106.2	75.2	8.2
1-1/2"	2.76	1.97	0.63	1.5	6.5	4.76	0.55	2.99	9.25	0.14	0.18	0.55	216.8	159.3	13.2
2"	2.76	1.97	0.75	1.97	7.01	5.11	0.55	3.33	9.25	0.14	0.18	0.55	283.2	203.6	17.6
2-1/2"	4.02	2.76	0.75	2.52	7.5	6.15	0.67	4.11	12.8	0.18	0.22	0.67	336.3	239	32
3"	4.02	2.76	0.75	2.99	7.99	6.43	0.67	4.39	12.8	0.18	0.22	0.67	398.3	265.5	40.2
4"	4.92	4.02	0.75	3.86	9.02	7.52	0.91	5.33	12.8	0.22	0.26	0.87	486.8	327.5	63.9

Ra
0.2
1.6
6.3
25
±0.1
±0.2
±0.3
±0.5
±0.8
GENERAL TOLERANCE
0.5~5
6~30
31~120
121~320
321~1000

HAITIMA CORPORATION
 P.O. BOX 34-36 TAIPEI
 Tel: +886-2-26585800
 E-mail: haitima@seed.net.tw
 www.haitima.com.tw
 TAIWAN R.O.C.
 Fax: +886-2-26582266



HAITIMA CORPORATION
Ball Valves

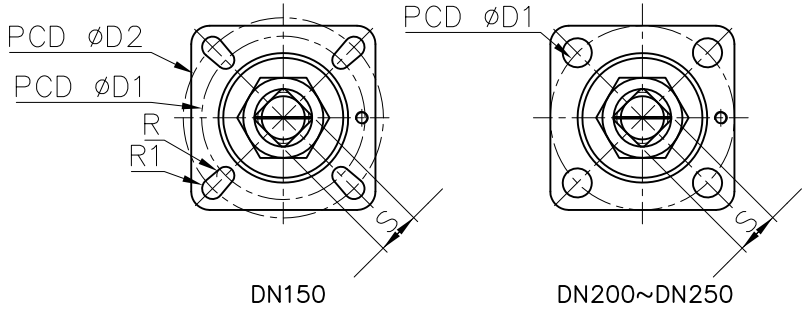
CHECK BY	DRAWING BY	DATE	SPECIFICATION	2-PC Flanged End Ball Valve Class 150
	Ray	Jan.28.2013	MATERIAL	CF8M/WCB
			PROCESS/Nr.	
			UNIT / SCALE	mm

△			
△			
△			
Revise	Description	Date	Approve

DRAWING NO. **2020D037HD-13**

Ra
0.2
1.6
6.3
25
±0.1
±0.2
±0.3
±0.5
±0.8
0.5~5
6~30
31~120
121~320
321~1000
GENERAL TOLERANCE

HAITIMA CORPORATION
P.O. BOX 34-36 TAIPEI
Tel: +886-2-26585800
E-mail: haitima@seed.net.tw
www.haitima.com.tw
TAIWAN R.O.C.
Fax: +886-2-26582266

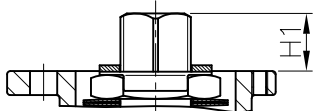
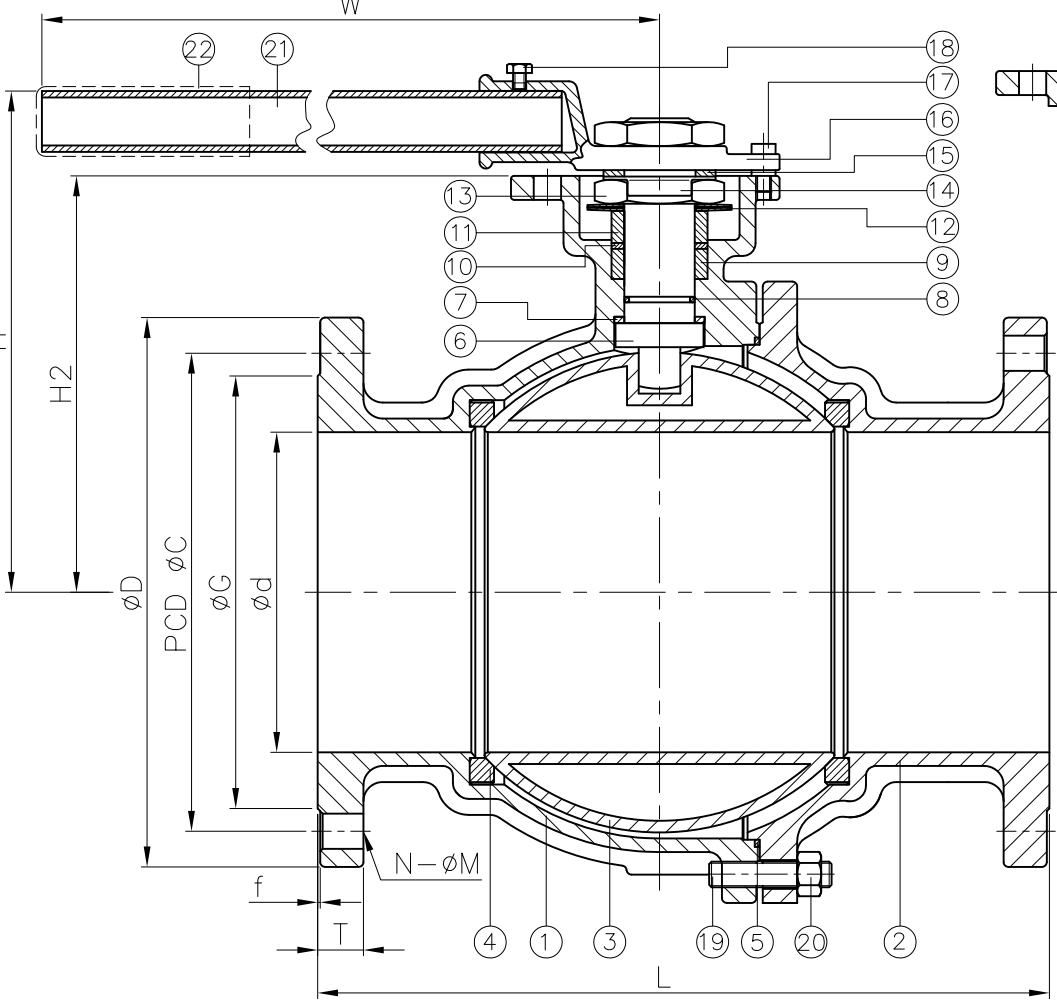


DN	d	D	C	G	M	N	f	T	D1	D2	R	R1	H	H1	H2	L	S	W	Torque (N-M)		Weight (kg)
																			Breakaway	Action	
125	125	254	216	186	22	8	1.6	23.9	102	125	5.5	6.5	232	28	180	356	27	743	160	96	40.3
150	150	279	241.5	216	22.4	8	1.6	25.4	102	125	5.5	6.5	230	27.5	201	394	27	743	250	170	52
200	200	343	298.5	270	22.4	8	1.6	28.6	140	-	8.5	-	312	36	259	457	36	840	470	280	88
250	250	406	362	324	25.4	12	1.6	30.2	140	-	8.5	-	350	36	295	533	36	1040	750	532	143

NPS	d	D	C	G	M	N	f	T	D1	D2	R	R1	H	H1	H2	L	S	W	Torque (in-lb)		Weight (lb)
																			Breakaway	Action	
5"	4.92	10	8.5	7.32	0.87	8	0.06	0.94	4.02	4.92	0.22	0.26	9.13	1.1	7.09	14.02	1.06	29.25	1416.1	849.7	88.8
6"	5.91	10.98	9.51	8.5	0.88	8	0.06	1	4.02	4.92	0.22	0.26	9.06	1.08	7.91	15.51	1.06	29.25	2212.7	1504.6	114.6
8"	7.87	13.5	11.75	10.63	0.88	8	0.06	1.13	5.51	-	0.33	-	12.28	1.42	10.2	17.99	1.42	33.07	4159.8	2478.2	194
10"	9.84	15.98	14.25	12.76	1	12	0.06	1.19	5.51	-	0.33	-	13.78	1.42	11.61	20.98	1.42	40.94	6638	4708.6	315.3

unit:mm

unit:in



API 607 Fire Safe Approved For 6"

ITEM	PARTS	MATERIAL	
1	BODY	ASTM A351-CF8M	ASTM A216-WCB
2	CAP		
3	BALL	ASTM A240-316	
4	BALL SEAT	PTFE / RTFE	
5	BODY SEAL	GRAPHITE	
6	STEM	ASTM A276-316	
7	THRUST WASHER	CTFE	
8	O-RING	VITON	
9	PACKING A	GRAPHITE	
10	PACKING B	CTFE	
11	GLAND RING	AISI 304	
12	BELLEVILLE WASHER	AISI 301	
13	STEM NUT	AISI 304	
14	LOCK WASHER		
15	FLAT WASHER		
16	HANDLE HEAD		
17	STOP PIN		
18	BOLT		
19	STUD		
20	NUT		
21	STEEL TUBE		
22	HANDLE SLEEVE		

HAITIMA CORPORATION
Ball Valves

CHECK BY	DRAWING BY	DATE	SPECIFICATION	2-PC Flanged End Ball Valve Class 150
	<i>Ben</i>	Jul.18.2011	MATERIAL	ASTM A351-CF8M
			PROCESS/Nr.	
			UNIT / SCALE	mm

△			
△			
△			
Revise	Description	Date	Approve
DRAWING NO.		2020D000HD - 11	